

OVERVIEW GB

# TRENDS | 1.6

**SIBU | DESIGN**  
we decorate.

## DECO-LINE



DM CEMENT  
Light




DM CEMENT  
Light/Grey  
brushed 8L

## WOOD-LINE




WL Wenge  
Wood




WL Nutwood




WL Nutwood/  
Grey brushed  
8L




WL Nutwood  
Country



WL Nutwood  
Country/Grey  
brushed 8L



WL Maple  
Alpine



WL Maple  
Alpine/Grey  
brushed 8L

**PR+**

digital/screen printing possible

**PR**

digital printing possible

**+ ▼**

entire panel length not  
shown in image

**SIBU | DESIGN**  
we decorate.

SIBU DESIGN GmbH & CoKG  
Jupiterstraße 8 - 4452 Ternberg - Austria - Tel.: +43 (0) 7256.6025.0  
Fax: +43 (0) 7256.7020 - E-mail: [info@sibu.at](mailto:info@sibu.at) - [www.sibu.at](http://www.sibu.at)

SIBU|DESIGN\_0616\_GB



□ DM CEMENT Light



PR+\*

**DM CEMENT Light**  
2600 x 1000 / NA 19087 / SA 19091

## DECO-LINE

# DM CEMENT Light

2600 x 1000

### Product characteristics

	NA	SA
Base material	HIPS	
Surface material	impregnated paper	
Material thickness mm	1,2	1,33
Temperature stability	up to 60 °C	
Wet room suitability	■■■■□	
Abrasion resistance	■■■■■□	
Rolled packable **	✓	✓

### Extra equipment

	NA	SA
Special formats	✓	✓
Maximum length mm	3000	3000
Maximum width mm	1220	1220
Further thicknesses	✓	✓
Cuttings	✓	✓
Magnetic from 3 sheets	✓	
PVA pre-treatment	✓	—

### Processing

	NA	SA
Cutting, punching	✓	✓
Drilling	✓	✓
Sawing, milling	✓	—
Laser cutting	✓	✓
Hot bending	✓	—
Thermoforming	—	—
PVA compressible	✓	—
Smallest bending radius	150 mm	150 mm

### Accessories

SIBUKLE	Spatula A1
Profile groups	1 / 2 / 3 / 5

### Special colors

—
---

\* Prior to printing a corona or plasma treatment has to be carried out.  
Upon request available in pre-treated version.

\*\* Design sheets are to be rolled with the patterned side on the inside (applies for both the NA and SA versions). We recommend that not more than 3 sheets be rolled per carton (480 x 480 mm).



□ DM CEMENT Light/Grey brushed 8L




**DM CEMENT Light/Grey brushed 8L**  
2600 x 1000 / NA 19098 / SA 19103

## DECO-LINE

# DM CEMENT Light/ Grey brushed 8L

2600 x 1000



### Product characteristics

	NA	SA
Base material	HIPS	
Surface material	impregnated paper	
Material thickness mm	1,2	1,33
Temperature stability	up to 60 °C	
Wet room suitability	■■■■□	
Abrasion resistance	■■■■■□	
Rolled packable **	✓	✓

### Extra equipment

	NA	SA
Special formats	✓	✓
Maximum length mm	3000	3000
Maximum width mm	1220	1220
Further thicknesses	✓	✓
Cuttings	✓	✓
Magnetic from 3 sheets	✓	
PVA pre-treatment	✓	—

### Processing

	NA	SA
Cutting, punching	✓	✓
Drilling	✓	✓
Sawing, milling	✓	—
Laser cutting	✓	✓
Hot bending	✓	—
Thermoforming	—	—
PVA compressible	✓	—
Smallest bending radius	150 mm	150 mm

### Accessories

SIBUKLE	Spatula A1
Profile groups	1 / 2 / 3 / 5


### Special colors

—
---

\*\* Design sheets are to be rolled with the patterned side on the inside (applies for both the NA and SA versions). We recommend that not more than 2 sheets be rolled per carton (480 x 480 mm).



□  
WL Wenge Wood



PR+\*

**WL Wenge Wood**  
2600 x 1000 / NA 19016 / SA 19027

## WOOD-LINE

# WL Wenge Wood

2600 x 1000

### Product characteristics

	NA	SA
Base material	HIPS	
Surface material	impregnated paper	
Material thickness mm	1,2	1,33
Temperature stability	up to 60 °C	
Wet room suitability	■■■□	
Abrasion resistance	■■■□□□	
Rolled packable **	✓	✓

### Extra equipment

	NA	SA
Special formats	✓	✓
Maximum length mm	3000	3000
Maximum width mm	1220	1220
Further thicknesses	✓	✓
Cuttings	✓	✓
Magnetic from 3 sheets	✓	
PVA pre-treatment	✓	—

### Processing

	NA	SA
Cutting, punching	✓	✓
Drilling	✓	✓
Sawing, milling	✓	—
Laser cutting	✓	✓
Hot bending	✓	—
Thermoforming	—	—
PVA compressible	✓	—
Smallest bending radius	150 mm	150 mm

### Accessories

SIBUKLE	Spatula A1
Profile groups	1 / 2 / 3 / 5

### Special colors

—
---

\* Prior to printing a corona or plasma treatment has to be carried out. Upon request available in pre-treated version.

\*\* Design sheets are to be rolled with the patterned side on the inside (applies for both the NA and SA versions). We recommend that not more than 3 sheets be rolled per carton (480 x 480 mm).



PR+\*

### WL Nutwood

2600 x 1000 / NA 19019 / SA 19030

## WOOD-LINE

# WL Nutwood

2600 x 1000

### Product characteristics

	NA	SA
Base material	HIPS	
Surface material	impregnated paper	
Material thickness mm	1,3	1,43
Temperature stability	up to 60 °C	
Wet room suitability	■■■□	
Abrasion resistance	■■■■□□	
Rolled packable **	✓	✓

### Extra equipment

	NA	SA
Special formats	✓	✓
Maximum length mm	3000	3000
Maximum width mm	1220	1220
Further thicknesses	✓	✓
Cuttings	✓	✓
Magnetic from 3 sheets	✓	
PVA pre-treatment	✓	—

### Processing

	NA	SA
Cutting, punching	✓	✓
Drilling	✓	✓
Sawing, milling	✓	—
Laser cutting	✓	✓
Hot bending	✓	—
Thermoforming	—	—
PVA compressible	✓	—
Smallest bending radius	150 mm	150 mm

### Accessories

SIBUKLE	Spatula A1
Profile groups	1 / 2 / 3 / 5

### Special colors

—
---

\* Prior to printing a corona or plasma treatment has to be carried out. Upon request available in pre-treated version.

\*\* Design sheets are to be rolled with the patterned side on the inside (applies for both the NA and SA versions). We recommend that not more than 3 sheets be rolled per carton (480 x 480 mm).



□ WL Nutwood Grey brushed 8L



**WL Nutwood/Grey brushed 8L**  
2600 x 1000 / NA 19094 / SA 19099

## WOOD-LINE

# WL Nutwood/ Grey brushed 8L

2600 x 1000



### Product characteristics

	NA	SA
Base material	HIPS	
Surface material	impregnated paper	
Material thickness mm	1,3	1,43
Temperature stability	up to 60 °C	
Wet room suitability	■■■■□	
Abrasion resistance	■■■■□□	
Rolled packable **	✓	✓

### Processing

	NA	SA
Cutting, punching	✓	✓
Drilling	✓	✓
Sawing, milling	✓	—
Laser cutting	✓	✓
Hot bending	✓	—
Thermoforming	—	—
PVA compressible	✓	—
Smallest bending radius	150 mm	150 mm

### Extra equipment

	NA	SA
Special formats	✓	✓
Maximum length mm	3000	3000
Maximum width mm	1220	1220
Further thicknesses	✓	✓
Cuttings	✓	✓
Magnetic from 3 sheets	✓	
PVA pre-treatment	✓	—

### Accessories

SIBUKLE	Spatula A1
Profile groups	1 / 2 / 3 / 5

### Special colors

—
---

\*\* Design sheets are to be rolled with the patterned side on the inside (applies for both the NA and SA versions). We recommend that not more than 2 sheets be rolled per carton (480 x 480 mm).



**WL Nutwood Country**  
2600 x 1000 / NA 19017 / SA 19028

□  
WL Nutwood Country

## WOOD-LINE

# WL Nutwood Country

2600 x 1000



### Product characteristics

	NA	SA
Base material	HIPS	
Surface material	impregnated paper	
Material thickness mm	1,3	1,43
Temperature stability	up to 60 °C	
Wet room suitability	■■■■□	
Abrasion resistance	■■■■□□	
Rolled packable **	✓	✓

### Extra equipment

	NA	SA
Special formats	✓	✓
Maximum length mm	3000	3000
Maximum width mm	1220	1220
Further thicknesses	✓	✓
Cuttings	✓	✓
Magnetic from 3 sheets	✓	
PVA pre-treatment	✓	—

### Processing

	NA	SA
Cutting, punching	✓	✓
Drilling	✓	✓
Sawing, milling	✓	—
Laser cutting	✓	✓
Hot bending	✓	—
Thermoforming	—	—
PVA compressible	✓	—
Smallest bending radius	150 mm	150 mm

### Accessories

SIBUKLE	Spatula A1
Profile groups	1 / 2 / 3 / 5

### Special colors

—
---

\* Prior to printing a corona or plasma treatment has to be carried out. Upon request available in pre-treated version.

\*\* Design sheets are to be rolled with the patterned side on the inside (applies for both the NA and SA versions). We recommend that not more than 3 sheets be rolled per carton (480 x 480 mm).





**WL Nutwood Country/Grey brushed 8L**  
2600 x 1000 / NA 19095 / SA 19100



□ WL Nutwood Country 8L

Photo: © Iuliia Nazarenko 123rf.com

## WOOD-LINE

# WL Nutwood Country/ Grey brushed 8L

2600 x 1000



### Product characteristics

	NA	SA
Base material	HIPS	
Surface material	impregnated paper	
Material thickness mm	1,3	1,43
Temperature stability	up to 60 °C	
Wet room suitability	■■■■□	
Abrasion resistance	■■■■□□	
Rolled packable **	✓	✓

### Extra equipment

	NA	SA
Special formats	✓	✓
Maximum length mm	3000	3000
Maximum width mm	1220	1220
Further thicknesses	✓	✓
Cuttings	✓	✓
Magnetic from 3 sheets	✓	
PVA pre-treatment	✓	—

### Processing

	NA	SA
Cutting, punching	✓	✓
Drilling	✓	✓
Sawing, milling	✓	—
Laser cutting	✓	✓
Hot bending	✓	—
Thermoforming	—	—
PVA compressible	✓	—
Smallest bending radius	150 mm	150 mm

### Accessories

SIBUKLE	Spatula A1
Profile groups	1 / 2 / 3 / 5

### Special colors

—
---

\*\* Design sheets are to be rolled with the patterned side on the inside (applies for both the NA and SA versions). We recommend that not more than 2 sheets be rolled per carton (480 x 480 mm).



□ WL Maple Alpine



PR+\*

**WL Maple Alpine**  
2600 x 1000 / NA 19018 / SA 19029

## WOOD-LINE

# WL Maple Alpine

2600 x 1000



### Product characteristics

	NA	SA
Base material	HIPS	
Surface material	impregnated paper	
Material thickness mm	1,3	1,43
Temperature stability	up to 60 °C	
Wet room suitability	■■■■□	
Abrasion resistance	■■■■□□	
Rolled packable **	✓	✓

### Extra equipment

	NA	SA
Special formats	✓	✓
Maximum length mm	3000	3000
Maximum width mm	1220	1220
Further thicknesses	✓	✓
Cuttings	✓	✓
Magnetic from 3 sheets	✓	
PVA pre-treatment	✓	—

### Processing

	NA	SA
Cutting, punching	✓	✓
Drilling	✓	✓
Sawing, milling	✓	—
Laser cutting	✓	✓
Hot bending	✓	—
Thermoforming	—	—
PVA compressible	✓	—
Smallest bending radius	150 mm	150 mm

### Accessories

SIBUKLE	Spatula A1
Profile groups	1 / 2 / 3 / 5

### Special colors

—
---

\* Prior to printing a corona or plasma treatment has to be carried out. Upon request available in pre-treated version.

\*\* Design sheets are to be rolled with the patterned side on the inside (applies for both the NA and SA versions). We recommend that not more than 3 sheets be rolled per carton (480 x 480 mm).



**WL Maple Alpine/Grey brushed 8L**  
2600 x 1000 / NA 19096 / SA 19101



□ WL Maple Alpine/Grey brushed 8L

## WOOD-LINE

# WL Maple Alpine/ Grey brushed 8L

### Product characteristics

	NA	SA
Base material	HIPS	
Surface material	impregnated paper	
Material thickness mm	1,3	1,43
Temperature stability	up to 60 °C	
Wet room suitability	■■■■□	
Abrasion resistance	■■■■□□	
Rolled packable **	✓	✓

### Extra equipment

	NA	SA
Special formats	✓	✓
Maximum length mm	3000	3000
Maximum width mm	1000	1000
Further thicknesses	✓	✓
Cuttings	✓	✓
Magnetic from 3 sheets	✓	
PVA pre-treatment	✓	—

### Processing

	NA	SA
Cutting, punching	✓	✓
Drilling	✓	✓
Sawing, milling	✓	—
Laser cutting	✓	✓
Hot bending	✓	—
Thermoforming	—	—
PVA compressible	✓	—
Smallest bending radius	150 mm	150 mm

### Accessories

SIBUKLE	Spatula A1
Profile groups	1 / 2 / 3 / 5

### Special colors

—
---

\*\* Design sheets are to be rolled with the patterned side on the inside (applies for both the NA and SA versions). We recommend that not more than 2 sheets be rolled per carton (480 x 480 mm).

2600 x 1000

